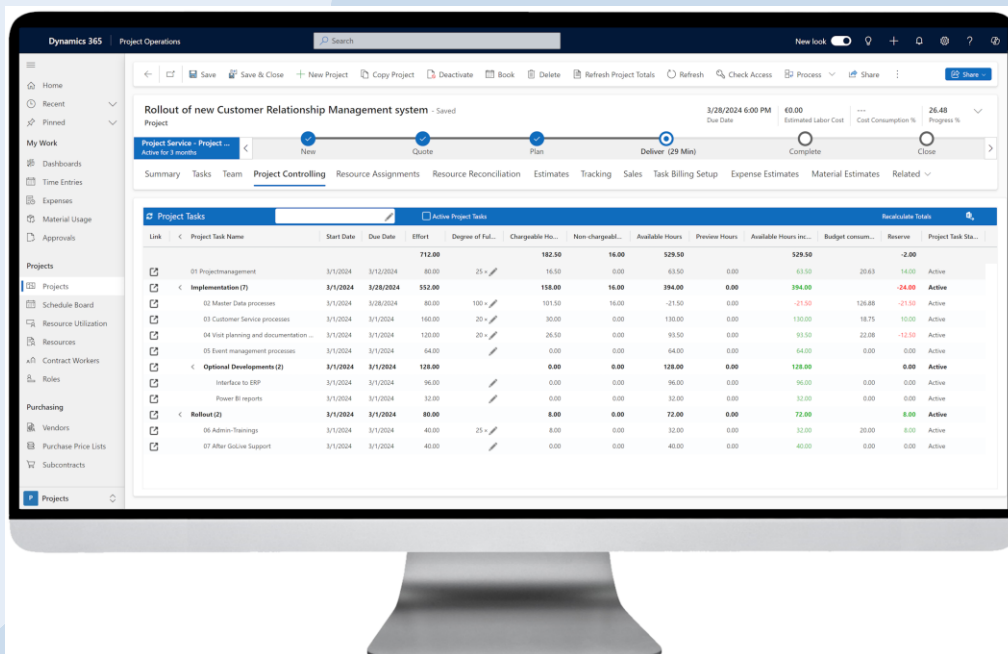


Project Controlling

Holistic project task effort tracking at a glance






Keeping track of all project tasks and their related efforts can be a challenge for project managers. **gorelate Project Controlling** for Dynamics 365 Project Operations ensures you stay on top of things.

gorelate Project Controlling provides a list of all **project tasks** and their original **estimated effort**. Additional fields show how much of the original estimations have already been consumed by **chargeable and non-chargeable booked hours (Time Entries)** as well as not yet submitted **“preview” hours**.

Further calculated columns then indicate how much of your time budget has been consumed already and based on an entered **degree of fulfilment** how many hours will presumably be left after completion of the task.

Automatic background calculations make sure that all numbers are correct at any time.

Your benefits

		
<p>Overview</p> <p>Clear project controlling across all project tasks at a glance</p>	<p>Foresight</p> <p>Identifying bottlenecks or available capacities</p>	<p>Advance warning</p> <p>Proactively warn project stakeholders if defined efforts are potentially exceeded</p>

Project Tasks							<input type="checkbox"/> Active Project Tasks
Link	< Project Task Name	Start Date	Due Date	Effort	Degree of Fulfillment (%) ↓	Chargeable Hours (booked)	
				712.00		182.50	
	01 Projectmanagement	3/1/2024	3/12/2024	80.00	25 ×	16.50	
	< Implementation (7)	3/1/2024	3/28/2024	552.00		158.00	
	02 Master Data processes	3/1/2024	3/28/2024	80.00	100 ×	101.50	
	03 Customer Service processes	3/1/2024	3/1/2024	160.00	20 ×	30.00	
	04 Visit planning and docume...	3/1/2024	3/1/2024	120.00	20 ×	26.50	
	05 Event management proces...	3/1/2024	3/1/2024	64.00		0.00	
	< Optio						

Active Project Tasks							Recalculate Totals
Non-chargeable Hours (booked)	Available Hours	Preview Hours	Available Hours ...	Budget consumed...	Reserve	Project Task Status	
16.00	529.50		529.50		-2.00		
0.00	63.50	0.00	63.50	20.63	14.00	Active	
16.00	394.00	0.00	394.00		-24.00	Active	
16.00	-21.50	0.00	-21.50	126.88	-21.50	Active	
0.00	130.00	0.00	130.00	18.75	10.00	Active	
0.00	93.50	0.00	93.50	22.08	-12.50	Active	
0.00	64.00	0.00	64.00	0.00	0.00	Active	
0.00	128.00	0.00	128.00		0.00	Active	

gorelate Project Controlling is now officially available in the Microsoft Marketplace AppSource - try the free demo version now!

Further information can be found on www.gorelate.com

Let's talk about your challenges!



Ina Baltes

Product manager

Mail: ina.baltes@gorelate.com

Tel.: +43 1 3000 944-45

